




SOUTHERN SHUTTER COMPANY





100 Coffee Street • Post Office Box 972 • Montgomery, Alabama 36102
Telephone (334) 264-6158 • Toll-Free 1-800-344-8590 • Fax (334) 264-6001
www.southernshutter.com

July 1, 2007

Dear Valued Customer,

We at Southern Shutter would like to thank you for your continued dedication to our product line throughout the years.

We are sending you this new Product Catalog and accompanying Price List to provide you with updated information on existing products and introduce new additions to our product line. Below is a list and brief description of some changes included in this edition:

- Addition of an exterior V-Groove panel shutter section.
- Addition of a Spandrel Panel section.
- Expanded Hardware selection.

All costing multipliers will remain the same, and as always Southern Shutter will prepay the cost of freight.

If there is ever any marketing materials needed from us to assist you in increasing sales please do not hesitate to call us. These sales aids come at no charge to you.

We look forward to hearing from you soon.

Watch for new Southern Shutter Sales Binder insets in 2008!

TABLE OF CONTENTS

Product Overview	3
Custom Configurations	4
Exterior Red Cedar Ventilators	5

EXTERIOR SHUTTERS

Heavy Duty Fixed True Louver Shutters	6
Mortise & Tenon Colonial Shutters	7
Standard Fixed True Louver Shutters	8
Savannah Plantation Movable Louver Shutters	9
Bahama Style Shutters	10
Spandrel Shutter Panels (NEW)	11
Heavy Duty Raised Panel Shutters	12
V-Groove Flat and Raised Panel Shutters (NEW)	13
Standard Raised Panel Shutters	14
Board & Batten Shutters	15
Exterior Shutter Hardware	16

INTERIOR SHUTTERS

Pre-Finishing Options for Interior Shutters	17
Interior Shutter Hardware	18
Interior Savannah Plantation Movable Louver Shutters	19
Interior Mortise & Tenon Colonial Shutters	20
Interior Raised Panel Shutters	21
Easy-Fit Shuttersets	22
Horizontal Wood Blinds	23

Enduring Values

A leading manufacturer of superior-grade shutters and ventilators since 1965, Southern Shutter Company manufactures quality wood products using high-grade materials and fine craftsmanship.

Though our production facility is fully equipped to produce precision-cut wood components in high-volume, we have never abandoned the hands-on approach to quality construction. Each piece is carefully fitted by a Southern Shutter craftsman.

All custom work is hand executed with precise attention to your specifications.

From custom work to high capacity production, Southern Shutter delivers.

Attention to Detail

Southern Shutter Company manufactures six standard interior shutter designs, twelve standard exterior shutter designs, and

ventilators of all configurations. Our extensive line is available in all standard lengths and widths, or we will meet any architectural specifications for custom orders.

Louvered ventilators are constructed with easy installation and durability in mind. All weather-exposed components are made of Western Red Cedar. Vents are available in a variety of rough opening sizes and shapes including gable styles.

Custom Configurations

Client options increase significantly given our custom capabilities. All possible combinations of Southern Shutter's designs, both exterior and interior, can be cut to client specifications. Any order can be custom tailored to meet designs and delivery schedules required.

Arched tops, Palladiums, Sunbursts and curve-top treatments are available on most shutter variations.

Radius options can also be applied to vents for specific applications.

Southern Shutter Company provides decorative inlaying and routing for raised panel shutters, as well as new border trim molding.

Also available is a full line of hard to find exterior and interior shutter hardware including stainless steel, cast iron, brass, and aluminum hinges, hold-backs, slide bolts, latches, magnetic catches and other mounting hardware and accessories.

The enduring values of the Southern Shutter Company are crafted into each design and passed to the customer. Whether you select from our full line of standard shutter styles or request the production of custom wood

products, Southern Shutter builds to your specifications.

Exterior Shutters

- Heavy-Duty Fixed True Louver
- Standard Fixed True Louver
- Colonial Mortise & Tenon
- Heavy-Duty Raised Panel
- Standard Raised Panel
- V-Groove Panels
- Savannah Plantation Movable Louver 1 7/8", 2 1/2" or 3 1/2" Louver
- Bahama Panels
- Board & Batten
- Spandrel Panels
- Ventilators

Interior Shutters

- Savannah Plantation Movable Louver 1 7/8", 2 1/2", 3 1/2" or 4 1/2" Louvers
- Colonial Mortise & Tenon
- Easy-Fit Shuttersets
- Interior Raised Panel





SOUTHERN SHUTTER COMPANY



CUSTOM CONFIGURATIONS

Design options increase significantly given Southern Shutter Company's custom capabilities. Most products can be adapted to your needs.

Variations on popular Southern Shutter designs can be applied to construct such styles as the Bahama or used to create unique designs such as the three-panel Williamsburg or a louvered and raised panel combination. Angular and radius work, including palladium configurations, can be specified. Sunbursts, to your specifications, are also available.

Over-sized and other-than-standard sized shutters can be produced. Modifications to stiles and rails are available and charged on a per pair basis.

To help facilitate your installation process, most of our shutters can be sanded and primed or pre-finished, cut-to-fit your specifications, and made ready to paint or stain.

Decorative hard-to-find hardware is also available to compliment any installation option you choose. From custom work to high capacity production, the enduring values of Southern Shutter Company are crafted into each design and passed to the customer.

PRE-FINISHED SHUTTERS

Primed, Painted & Ready To Install

All exterior shutters are made from western red cedar. Each shutter is sanded and primed with high grade primer. Then it is top coated with premium paint to ensure long-lasting durability.

As an added service to our customers Southern Shutter Company also offers our quality shutters completely pre-finished and ready to install. Each shutter is hand sanded, primed and painted with your choice of color from any national brand paint manufacturer.





SOUTHERN SHUTTER COMPANY

EXTERIOR RED CEDAR VENTILATORS

Ventilators are crafted in octagonal, round, half-round, oval and rectangular shapes. Gable variations are also available. Southern Shutter Company manufactures a variety of standard design variations and can supply custom designed gable vents to meet any specifications.

Exposed exterior components are constructed of decay-resistant Western Red Cedar. These hand-crafted ventilators feature louvers with a special weather-resistant “rain stop” design as a deterrent to wind-driven rain. All ventilators are constructed 1/2 inch under rough opening sizes.

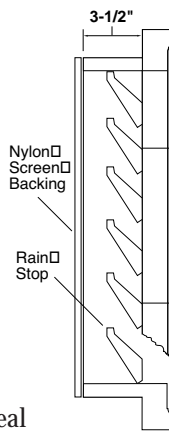


SPECIFICATIONS


All components exposed to weather are constructed of durable Western Red Cedar.

The following apply to vent configurations:

- 3-1/2" Jamb or 2-1/8" with drip seal
- Brick Mould



Western Red Cedar is naturally decay-resistant and is easily stained or painted with proper priming.





SOUTHERN SHUTTER COMPANY

EXTERIOR WOOD SHUTTERS

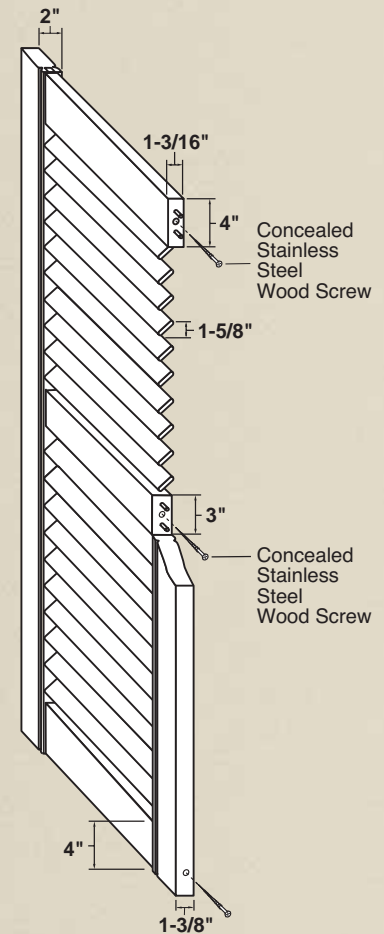
HEAVY DUTY FIXED TRUE LOUVER SHUTTERS



The 1-3/8 inch thick heavy-duty true louver shutter is built using heavier stiles, rails and slats than many shutters and is ideal for any home that demands superior quality. The design features a beaded stile with recessed rails, giving this shutter a distinctive appearance enhancing the character of any home.

Hand selected Western Red Cedar, a naturally decay-resistant wood, is choice for this application. Straight and light in weight, nothing matches the performance of Western Red Cedar. Semi-transparent and solid color stains are an excellent finish. When painted, a good quality, fast drying, oil based primer should be used. Left unfinished cedar will silver and remain maintenance free.

Our craftsmen use stainless steel fasteners and exterior wood glue to guarantee rigid construction. Heavy-duty true louvers allow for 3/4 inch trim on the top and bottom rails making installation simple. Heavy-duty true louvers lend themselves to a variety of hanging options, which can be completed with hinges and tie-backs from our full line of hard-to-find hardware.



SPECIFICATIONS

Side Stiles	2" wide	1-3/8" thick
Top Rail	4" wide	1-3/16" thick
Center Rail	3" wide	1-3/16" thick
Bottom Rail	4" wide	1-3/16" thick
Louvers	1-5/8" wide	3/8" thick

All shutters are oversized in length for trimming up to 3/4" at the top and 3/4" at the bottom.

DESIGN VARIATIONS



Boston Style (Bottom of side rails extended)



Cottage Style (40/60 placement of center rail)



True Louver with Curved Top



Copper tops for exterior shutters add beauty and protection.



SOUTHERN SHUTTER COMPANY

EXTERIOR WOOD SHUTTERS

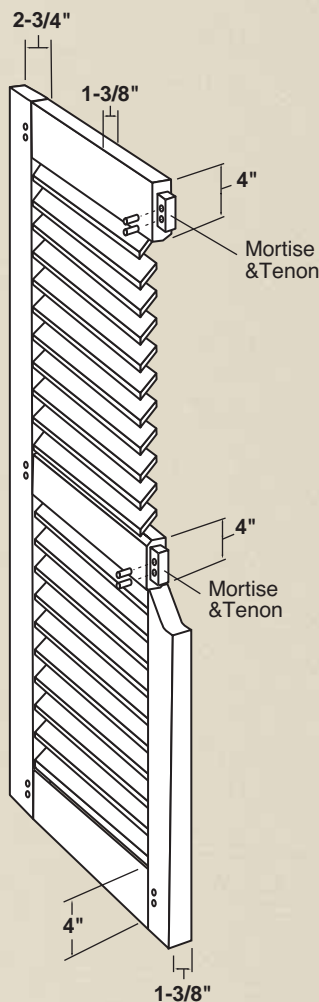
EXTERIOR MORTISE & TENON COLONIAL SHUTTERS

The exterior colonial true louver shutter\door is a stunning piece of millwork. Incorporating authentic mortise and tenon construction with oversized stiles, rails, and a 2-1/2 inch beveled slat to create an exterior louvered shutter/door that is as beautiful as it is solid. Each tenon is secured with two teak pegs. This historically correct approach towards construction utilizes no mechanical fasteners.

Hand selected Western Red Cedar, a naturally decay-resistant wood, is choice for this application. Straight and light in weight, nothing matches the performance of Western Red Cedar.

Semi-transparent and solid color stains are an excellent finish option. When painted, a good quality, fast drying, oil based primer should be used. Left unfinished cedar will silver and remain maintenance free for years.

This shutter features 1-3/8 inch flush stile and rail construction. Shutter design incorporates a 1 inch trim on the top and bottom rails. Side stiles will trim 1/2 inch. For unsurpassed quality, the exterior colonial true louver is the finest available.

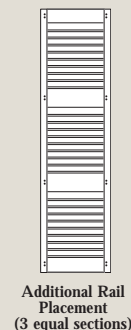


SPECIFICATIONS

Side Stiles	2-3/4" wide	1-3/8" thick
Top Rail	4" wide	1-3/8" thick
Center Rail	4" wide	1-3/8" thick
Bottom Rail	4" wide	1-3/8" thick
Louver	2-1/2" wide	3/8" thick

All shutters are oversized in length for trimability up to 1" at the top and 1" at the bottom.

DESIGN VARIATIONS



Copper tops for exterior shutters add beauty and protection.



SOUTHERN SHUTTER COMPANY

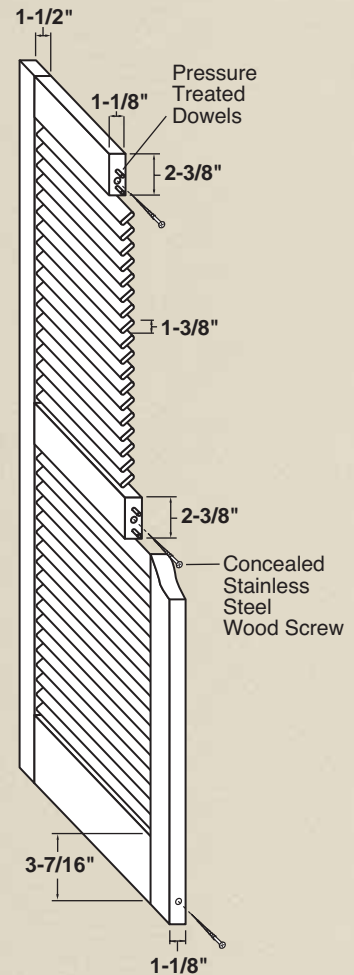
EXTERIOR WOOD SHUTTERS

STANDARD FIXED TRUE LOUVER SHUTTERS

High-quality materials, fine craftsmanship and design establish the 1-1/8 inch True Louver shutter as a classic addition in new construction or renovation projects. True Louvers feature hand construction, screw-type assembly, stainless steel fasteners and high-quality Western Red Cedar, a naturally decay-resistant wood, which readily accepts stain or is easily painted when properly primed.

This solid wood shutter's light-weight and durable design allows for several installation options and may be completed with our full line of hard-to-find hinge and tie-back hardware.

True Louver shutters are available in all standard lengths and widths. Additionally, our unique manufacturing operation accommodates your individualized needs with radius work and rail placement.



SPECIFICATIONS

Side Stiles	1-1/2" wide	1-1/8" thick
Top Rail	2-3/8" wide	1-1/8" thick
Center Rail	2-3/8" wide	1-1/8" thick
Bottom Rail	3-7/16" wide	1-1/8" thick
Louvers	1-3/8" wide	1/4" thick

All shutters are oversized in length for trimability up to 1/8" at the top and 1-1/8" at the bottom.

DESIGN VARIATIONS



Boston Style (Bottom of side rails extended)



Cottage Style (40/60 placement of center rail)



True Louver with Curved Top



Copper tops for exterior shutters add beauty and protection.



SOUTHERN SHUTTER COMPANY

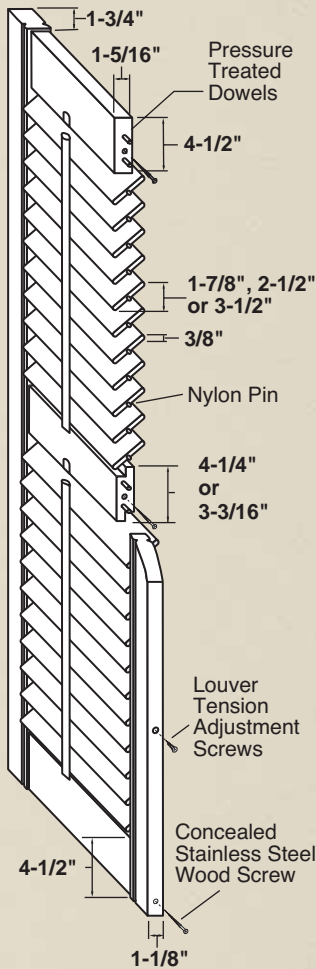
EXTERIOR WOOD SHUTTERS

SAVANNAH PLANTATION MOVABLE LOUVER SHUTTERS

The Exterior Savannah Plantation enhances restored vintage buildings and adds classic detailing to new construction, but this all wood shutter is more than an elegant fashion treatment. This movable louver shutter is durable and totally functional. It lends itself to a variety of creative hanging options, which can be completed with hinges and tie-backs from our full line of hard-to-find hardware.

Our craftsmen use stainless steel fasteners and hand-selected Western Red Cedar, a naturally decay-resistant wood, for assembly of this movable louver shutter. Cedar readily accepts stain and is easily painted when a quality oil base primer is used.

Shutters are available with 1-7/8, 2-1/2 and 3-1/2 inch louver blade widths. Rigid construction allows for a 1-1/2 inch trim on the top and bottom rails. Sides will trim 1/2 inch, making installation simple.

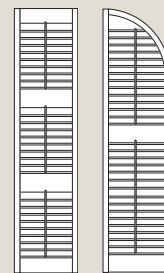


SPECIFICATIONS

Side Stiles	1-3/4" wide	1-1/8" thick
Top Rail	4-1/2" wide	15/16" thick
Center Rail	4-1/4" wide or 3-3/16" wide	15/16" thick
Bottom Rail	4-1/2" wide	15/16" thick
Louvers	1-7/8" wide	3/8" thick
	2-1/2" wide	3/8" thick
	3-1/2" wide	3/8" thick

All shutters are oversized in length for trimability up to 1-1/2" at the top and 1-1/2" at the bottom.

DESIGN VARIATIONS



Additional Rail Placement (3 equal sections)

Curved Top



Copper tops for exterior shutters add beauty and protection.



SOUTHERN SHUTTER COMPANY

EXTERIOR WOOD SHUTTERS

EXTERIOR BAHAMA STYLE SHUTTERS

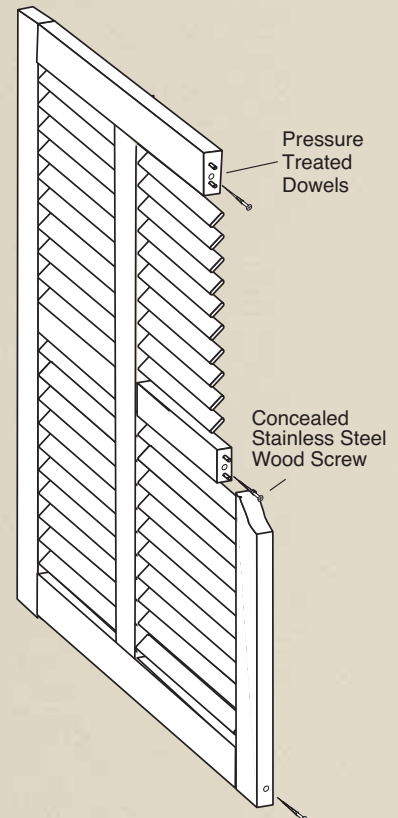


Bahama style shutters, hung from the top of the window, add a distinctive appearance to any structure. They may also be used to replace awnings and in applications where there is insufficient spacing between windows for traditional shutters to be hung. Exterior Bahama shutters are crafted from naturally decay resistant Western Red Cedar. The 1-3/8 inch thick Bahama true louver shutter design features flush stile and rail construction, giving this shutter a distinctive appearance.

Semi-transparent and solid color stains are an excellent finish. When painted, a good quality, fast drying, oil based primer should be used. Left unfinished cedar will silver and remain maintenance free.

Shutters up to 32 inches in width may be manufactured without the use of a center substile.

Above 32 inches a substile is recommended to help protect against warping of the louvers. Bahama mounting hardware, including hinges and telescoping push rods are available from our extensive hardware collection.



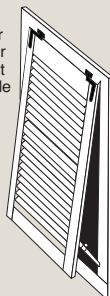
SPECIFICATIONS

Side Stiles	2" wide	1-3/8" thick
Top Rail	4" wide	1-3/8" thick
Center Rail	3" wide	1-3/8" thick
Bottom Rail	4" wide	1-3/8" thick
Substile	2" wide	1-3/8" thick

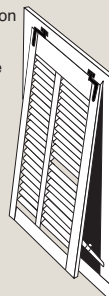
All shutters are oversized in length for trimability up to 3/4" at the top and 3/4" at the bottom.

DESIGN VARIATIONS

True Louver Shutter without Substile




Plantation Shutter with Substile





SOUTHERN SHUTTER COMPANY



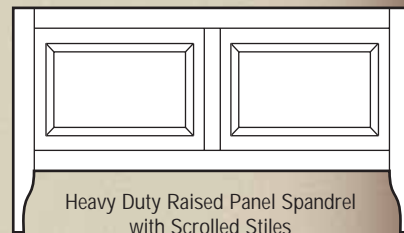



EXTERIOR WOOD SHUTTERS SPANDREL SHUTTER PANELS

Spandrel panels in architecture have typically referred to a wall panel filling the space between the top of the window in one story of a building and the sill of the window in the story above. Through the years the term spandrel has become somewhat generic in that it refers to the filling of space between two similar objects on a building with a short, wide panel. For example, a spandrel could be used between the top of columns on a porch to block excessive afternoon sunlight or under balcony railings as a decorative accent.

Southern Shutter is proud to offer four different styles of spandrels — each one custom sized and built to order. These spandrel panels carry the same dimensions as the shutter styles for which they are named:

- Colonial Mortise & Tenon Spandrel Panel
- Exterior Savannah Plantation Spandrel Panel
- Heavy Duty True Louver Spandrel Panel
- Heavy Duty Raised Panel Spandrel Panel

**ALL SPANDRELS ARE MADE TO ORDER.
CALL WITH SPECIFICATIONS FOR PRICE QUOTE.**





SOUTHERN SHUTTER COMPANY

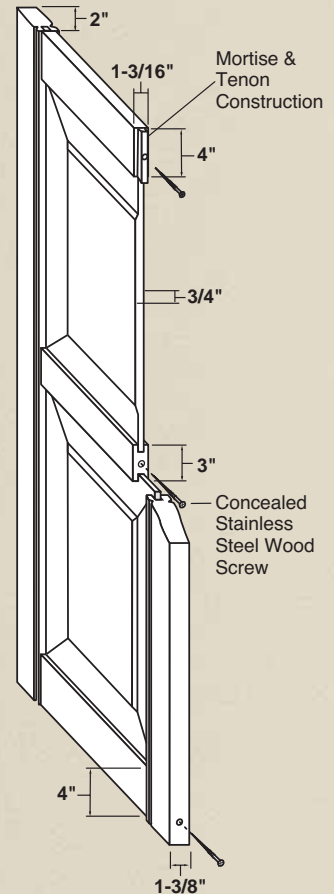
EXTERIOR WOOD SHUTTERS

HEAVY DUTY RAISED PANEL SHUTTERS

The 1-3/8 inch thick heavy-duty raised panel shutter is built using heavier stiles and rails than many shutters making them ideal for any home that demands superior quality. These all wood shutters are made from beautiful Western Red Cedar, featuring mortise-and-tenon construction for durability. The panels are free to expand and contract according to weather conditions. The design features a beaded stile with recessed rails, giving this shutter a distinctive appearance capable of enhancing the character of any home. Standard panel layout is two equal sections, three panel layouts are available in configurations pictured below or may be custom placed. Curve top shutters, as well as decorative cut-outs, are also available.

Hand selected Western Red Cedar, a naturally decay-resistant wood, is choice for this application. Straight and light in weight, nothing matches the performance of Western Red Cedar. Semi-transparent and solid color stains are an excellent finish option. When painted a good quality, fast drying, oil based primer should be used. Left unfinished cedar will silver and remain maintenance free for years.

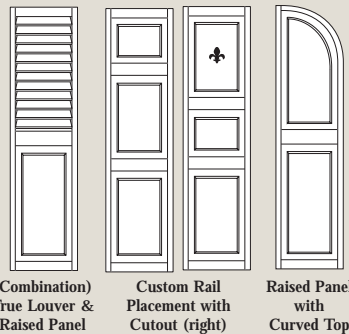
Our craftsmen use stainless steel fasteners and exterior wood glue to guarantee rigid construction. Heavy-duty raised panels allow for 1/2 inch trim on the top and bottom rails making installation simple. Heavy-duty raised panels lend themselves to a variety of creative hanging options, which can be completed with hinges and tie-backs from our full line of hard-to-find hardware.



SPECIFICATIONS

Side Stiles	2" wide	1-3/8" thick
Top Rail	4" wide	1-3/16" thick
Center Rail	3" wide	1-3/16" thick
Bottom Rail	4" wide	1-3/16" thick
Panel		3/4" thick

DESIGN VARIATIONS



Standard Panel Cutouts (above). Custom cut-out patterns also available.
Copper tops for exterior shutters add beauty and protection.



SOUTHERN SHUTTER COMPANY

EXTERIOR WOOD SHUTTERS

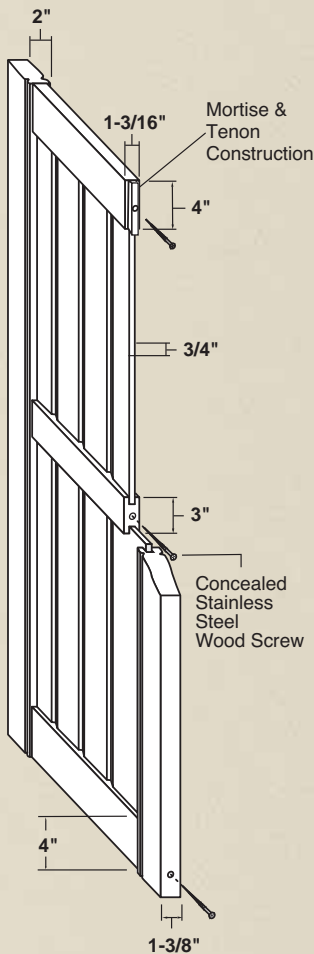
RAISED AND FLAT PANEL V-GROOVE SHUTTERS

A truly unique design, offered in both flat and raised panel configurations, our V-Groove Panel shutters incorporate the same rigid construction as the Heavy-Duty Raised Panel shutter. These shutters use the heavy-duty stiles and rails for superior quality. Mortise-and-tenon construction adds to their durability. The design also features a beaded stile with recessed rails which enhances their appearance.

Standard panel layout is two equal sections, or three panel and custom layouts are available.

These all wood shutters are made from hand-selected Western Red Cedar, a naturally decay-resistant wood. When painted, a good quality, fast drying oil based primer should be used. Left unfinished cedar will silver and remain maintenance free for years.

Stainless steel fasteners and exterior wood glue help maintain the sturdy construction. V-Groove shutter panels allow for 1/2 inch trim on the top and bottom rails, making installation simple and offering a variety of hanging options. Installation can be completed with hinges and tie-backs from our full line of hard-to-find hardware.



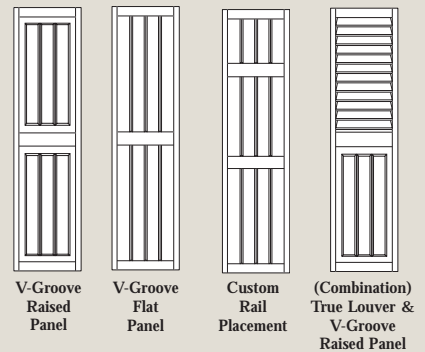
SPECIFICATIONS

Side Stiles	2" wide	1-3/8" thick
Top Rail	4" wide	1-3/16" thick
Center Rail	3" wide	1-3/16" thick
Bottom Rail	4" wide	1-3/16" thick
Panel (Flat)		3/4" thick
Panel (Raised)		3/4" thick



Copper tops for exterior shutters add beauty and protection.

DESIGN VARIATIONS





SOUTHERN SHUTTER COMPANY

EXTERIOR WOOD SHUTTERS

STANDARD RAISED PANEL SHUTTERS

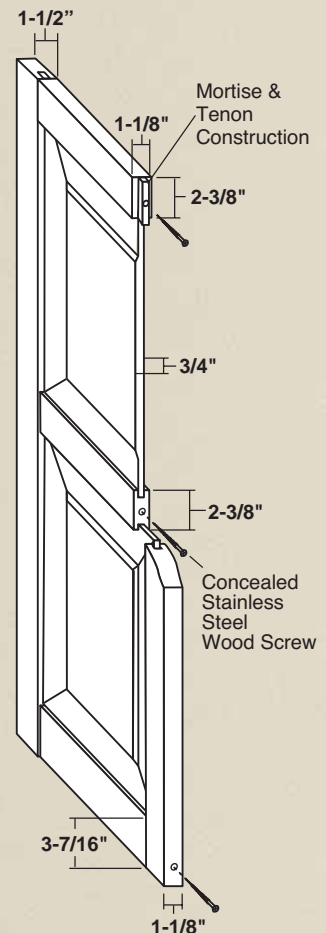
Also Available in Flat Panel Configurations

Standard 1-1/8 inch Raised Panel shutters add beauty and value to new or vintage homes. These all wood shutters are made from beautiful Western Red Cedar, featuring mortise-and-tenon construction for durability. The panels are free to expand and contract according to weather conditions. All fasteners used are stainless steel. Light-weight, durable designs allows for a variety of installation choices, which can be completed with hinges and tie-backs from our full line of hard-to-find hardware.

The Raised Panel readily mixes with louvered designs to create custom shutter variations. The true louver/raised panel combination (inset photo) is a popular choice. Available in standard lengths and widths, these shutters are naturally decay-resistant and accept stain or paint.



To facilitate proper installation, standard Raised Panel shutters allow 1/4 inch trim at the top and 3/4 inch trim at the bottom of each shutter. The standard panel layout is made in two equal sections. Three panel layouts are available in configurations such as those illustrated below or cross rails may be custom placed. Curve top shutters are also available, as well as decorative cut-outs.



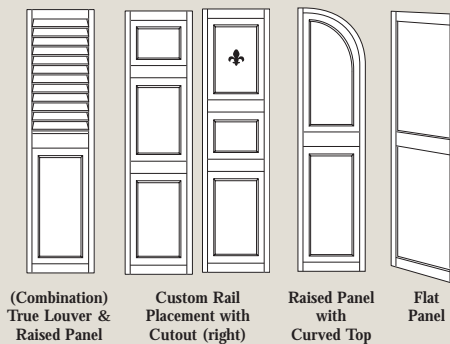
SPECIFICATIONS

Side Stiles	1-1/2" wide	1-1/8" thick
Top Rail	2-3/8" wide	1-1/8" thick
Center Rail	2-3/8" wide	1-1/8" thick
Bottom Rail	3-7/16" wide	1-1/8" thick
Panel		3/4" thick



Standard Panel Cutouts (above). Custom cut-out patterns also available.
Copper tops for exterior shutters add beauty and protection.

DESIGN VARIATIONS



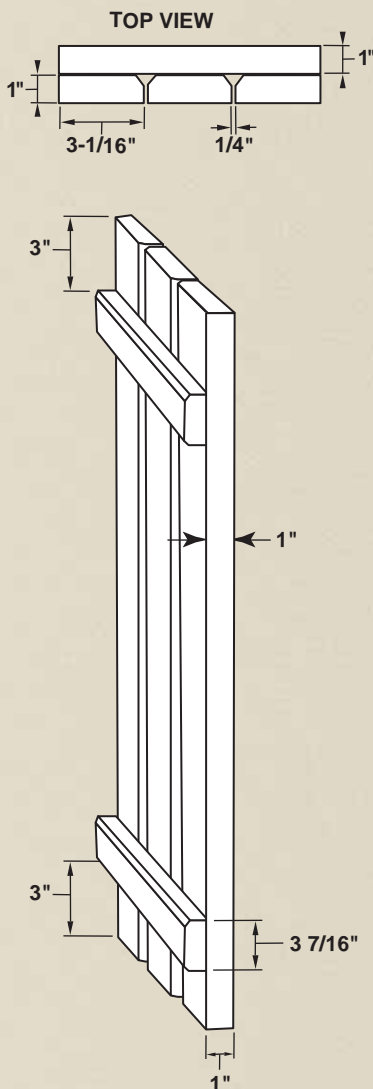


SOUTHERN SHUTTER COMPANY

EXTERIOR WOOD SHUTTERS

EXTERIOR BOARD & BATTEN SHUTTERS

Board and batten shutters offer a unique look that gives a Mediterranean feel. This shutter is also popular on ranch style architecture. The board and batten shutter is constructed from 1 inch thick Western Red Cedar boards which are spaced equally with a small gap between the boards to allow for expansion. The heavy duty construction of the Board & Batten shutter is a great choice for storm protection and when used for security purposes. These shutters are sure to add quality and value to any home.



Hand selected Western Red Cedar, a naturally decay-resistant wood, is the preferred choice for this application. Straight and light in weight, nothing matches the performance of Cedar. Semi-transparent and solid color stains are an excellent finish option. When painted, a good quality, fast drying, oil based primer should be used. Left unfinished cedar will silver and remain maintenance free for years.

Installation can be completed with hinges and tie-backs from our full line of hard-to-find hardware.

SPECIFICATIONS

Vertical Boards

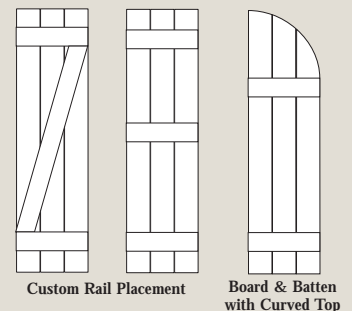
Board width is determined by overall shutter width or may be specified by the customer.

Horizontal Boards

1" x 3-7/16"

Note: All Board & Batten shutters over 42" in height are constructed with 3 horizontal boards.

DESIGN VARIATIONS










SOUTHERN SHUTTER COMPANY

EXTERIOR SHUTTER HARDWARE

Southern Shutter offers a complete line of quality manufactured mounting hardware for interior and exterior shutters. Our hardware provides the finishing touch for your functional, as well as decorative shutter installation.





SOUTHERN SHUTTER COMPANY

PRE-FINISHED INTERIOR SHUTTERS

As an added service to our customers Southern Shutter Company is proud to offer our Interior Savannah Plantation Movable Louver Shutters, Interior Mortise & Tenon Colonial Shutters and Cafe Doors, and Interior Raised Panel Shutters pre-finished and ready to install. Each shutter is hand sanded, primed and painted with the highest quality paint available.

Interior shutters, made from quality woods, are sanded and primed with two coats of UV primer. Then they are finished with top coat of high quality oil-based enamel. Colors can be matched to the customer's trim color by national manufacturer's brand and color number or code. Staining is also offered.





SOUTHERN SHUTTER COMPANY

INTERIOR SHUTTER HARDWARE



Southern Shutter offers a complete line of quality manufactured mounting hardware for interior and exterior shutters. Our hardware provides the finishing touch for your functional, as well as decorative shutter installation.



SOUTHERN SHUTTER COMPANY

INTERIOR WOOD SHUTTERS

SAVANNAH PLANTATION MOVABLE LOUVER SHUTTERS

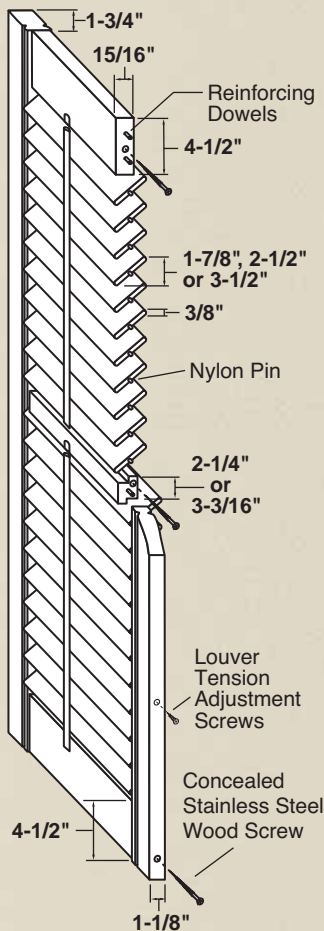
Old-style elegance and superior durability are trademarks of our interior Savannah Plantation movable louver shutters. Shutters are available with 1 7/8, 2 1/2 and 3 1/2 inch louver blade widths.

Standard interior shutters are handcrafted from Northern Basswood. Southern Shutter Company also stocks Mahogany and Red Oak. Specialty hardwoods may also be ordered for custom applications. Please call for price quote.

The 1 1/8 inch thick by 1 3/4 inch side-stiles give this shutter a stout construction that satisfies those who want the best. Glue and 3 inch woodscrews ensure this shutter will stand years of wear and tear. Tension screws allow adjustment of slat tension to prevent drooping of the slats.

Interior Savannah Plantation shutter design incorporates a 1 1/2 inch trim on top and 1-1/2 inch bottom rails. Sides will trim 1/2 inch. Trimming may be required for some installations and can be completed using our extensive line of interior hardware.

Note: All interior Plantation Shutters are shipped pre-primed white unless stain-grade is requested.



SPECIFICATIONS

Side Stiles	1-3/4" wide	1-1/8" thick
Top Rail	4-1/2" wide	15/16" thick
Center Rail	2-1/4" wide	15/16" thick
or	3-3/16" wide	15/16" thick
Bottom Rail	4-1/2" wide	15/16" thick
Louvers	1-7/8" wide	3/8" thick
	2-1/2" wide	3/8" thick
	3-1/2" wide	3/8" thick

DESIGN VARIATIONS



Rail Placement



Curved Top



SOUTHERN SHUTTER COMPANY

INTERIOR WOOD SHUTTERS

MORTISE & TENON COLONIAL SHUTTERS

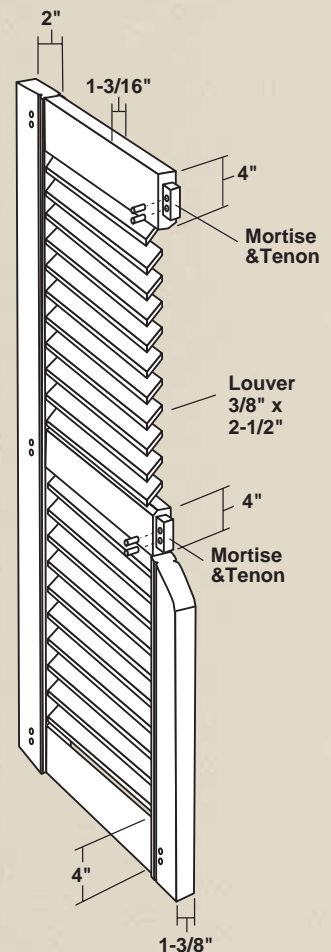
The interior colonial true louver shutter/door is a stunning piece of millwork. Incorporating authentic mortise and tenon construction with oversized stiles, rails, and a beveled slat to create an interior louvered shutter/door that is as beautiful as it is solid. Each tenon is secured with two teak pegs. This historically correct approach towards construction utilizes no mechanical fasteners.

Northern Basswood is used for standard construction of this interior shutter. Light in weight, and having a clean white color, basswood is a great choice for staining or painting. Southern Shutter Company also stocks Mahogany and Red Oak. Specialty hardwoods may also be ordered for custom applications.

Please call for price quote.

Shutters are designed to incorporate a 1 inch trim on top and bottom rails. Sides will trim 1/2 inch. This shutter can be used as bi-fold, bar, or bathroom stall door or any other application that requires louvered shutters/ doors.

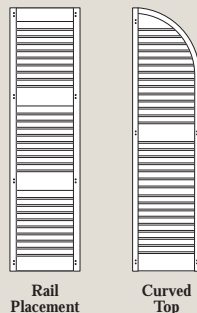
For unsurpassed quality the interior colonial true louver is the one of the finest shutters available.



SPECIFICATIONS

Side Stiles	2" wide	1-3/8" thick
Top Rail	4" wide	1-3/16" thick
Center Rail	4" wide	1-3/16" thick
Bottom Rail	4" wide	1-3/16" thick
Louver	2-1/2" wide	3/8" thick

DESIGN VARIATIONS





SOUTHERN SHUTTER COMPANY

INTERIOR WOOD SHUTTERS

RAISED PANEL SHUTTERS

Interior Raised Panel shutters are capable of dressing up any interior decor.

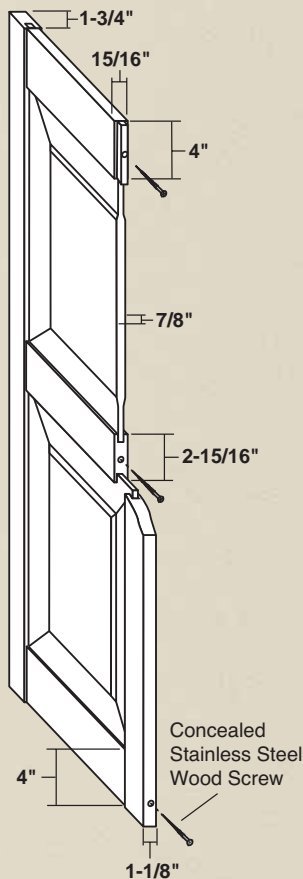
Select, furniture-grade Basswood is the standard choice for handcrafting this interior raised panel shutter. **Southern Shutter Company also stocks Mahogany and Red Oak for custom applications. Specialty hardwoods may also be ordered for custom applications. Please call for price quote.**

Panels are raised on both sides and with recessed stile and rail construction making this shutter is a classic addition to any home. 1 1/8 inch thick by 1 3/4 inch wide side-stiles give this shutter a stout construction that satisfies those who want the best. In addition, the mortise-and-tenon construction helps ensure durability and performance for the life of the shutter.

The Interior Raised Panel shutter design allows for a 1/2 inch trim on top and bottom rails. Sides will trim 1/2 inch. Trimming may be required for some installations,

which can be completed using our extensive line of interior hardware.

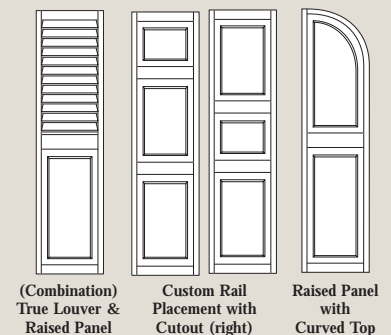
The standard panel layout is made in two equal sections. Three panel layouts are available in configurations such as those pictured below, or cross rails may be custom placed.



SPECIFICATIONS

Side Stiles	1-3/4" wide	1-1/8" thick
Top Rail	4" wide	15/16" thick
Center Rail	2-15/16" wide	15/16" thick
Bottom Rail	4" wide	15/16" thick
Panel		7/8" thick

DESIGN VARIATIONS






SOUTHERN SHUTTER COMPANY

INTERIOR WOOD SHUTTERS

INTERIOR EASY-FIT SHUTTERSETS



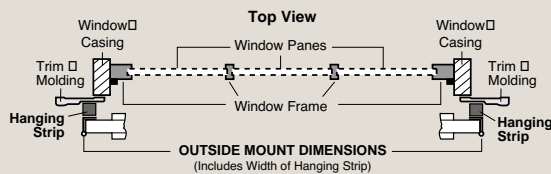
The classic look of the bi-fold shutter set is sure to enhance the décor of any home or office. 1 3/16 inch slats give this shutter set an old time charm. Available in lengths up to 40 inches, this set is designed to cover half a window or may be double hung to cover the window entirely.

Each set comes with hanging strips, brass plated mounting hardware, and a hook and knob set. Shutters may be mounted inside or outside the window jamb. No trimming (width) is required for outside the jamb

mounts. If mounted inside the jamb each shutter stile will trim 1/2 inch in width and 2 inches top and bottom for length. Available in a full range of widths and lengths this shutter set is sure to add charm and character to any structure.

WINDOW MEASUREMENTS OUTSIDE MOUNT

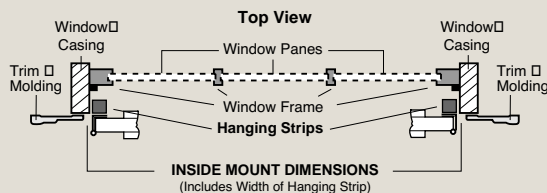
(No trimming required)



For shutters mounted on molding or walls outside the window frame, measure the width in 3 places (top, center, bottom). Measure the height in 3 places (left, center, right). Use the **largest measurements**. (See diagram above.)

WINDOW MEASUREMENTS INSIDE MOUNT

(Some trimming may be required)



For shutters mounted inside the window casing, first check the depth of the opening. Measure the width in 3 places (top, center, bottom) and the height in 3 places (left, center, right). Use the **smallest measurements**. (See diagram above.)



SOUTHERN SHUTTER COMPANY



HORIZONTAL WOOD BLINDS

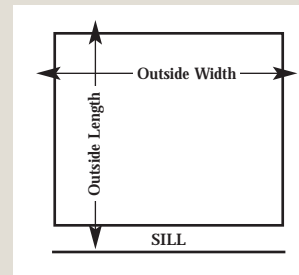
As a compliment to our interior shutters, Southern Shutter Company is proud to offer expertly crafted horizontal wood blinds. Blinds may be ordered in a variety of decorator colors with color coordinated tapes. High quality blinds are crafted from American hardwoods, but blinds are also available in a faux wood (synthetic) material. All blinds are custom cut to fit to your specific dimensions.

Wood blinds are available in 1 inch and 2 inch widths with a smooth finish, or 2 inch wood blinds may be specified with a sandblasted finish making the woodgrain more pronounced. Synthetic blinds are available only in 2 inch widths.



Standard blinds are operated by a corded tilt. 1 inch color tapes may also be added as a decorative option. For that final touch, a wood valance is supplied with each set of blinds to cover the headrail.

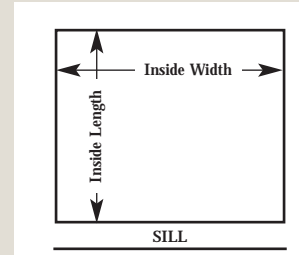
MEASURING FOR OUTSIDE MOUNT:



Measure the exact height and width of the area to be covered. Blinds should overlap the window by at least 1-1/2" on each side to ensure privacy and

control sunlight. For "no sill" installation, also allow a 1-1/2" overlap at the bottom of the window. **Blinds will be made to exact measurements.** Note: the finished blind length may have a tolerance of +1-1/2" or -1/4".

MEASURING FOR INSIDE MOUNT:



Measure the window opening width in 3 different places. **Use the narrowest dimension when ordering.** Be exact! Blinds will be made

slightly narrower at the factory to avoid rubbing the window casing. Measure the height from the top (soffit) down to the sill. Note: the finished blind length may have a tolerance of +1/2".



Phone (334) 264-6158 • Toll Free 1-800-344-8590

FAX (334) 264-6001

EXTERIOR SHUTTERS

Heavy Duty Fixed True Louver Shutters • Standard Fixed True Louver Shutters
Heavy Duty Raised Panel Shutters • Standard Raised Panel Shutters
Mortise & Tenon Colonial Shutters • Savannah Plantation Movable Louver Shutters
V-Groove Flat Panel Shutters • V-Groove Raised Panel Shutters
Bahama Style Shutters • Board & Batten Shutters

INTERIOR SHUTTERS

Plantation Movable Louver Shutters • Raised Panel Shutters
Mortise & Tenon Shutters • Mortise & Tenon Cafe Doors
Easy-Fit Shuttersets

EXTERIOR & INTERIOR MOUNTING HARDWARE

HORIZONTAL WOOD & SYNTHETIC WOOD BLINDS

www.southernshutter.com