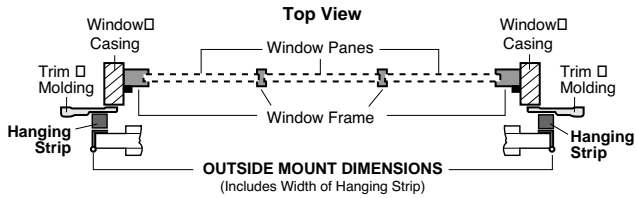


# MEASURING GUIDE FOR EASY-FIT SHUTTERSETS

## WINDOW MEASUREMENTS OUTSIDE MOUNT

(No trimming required)

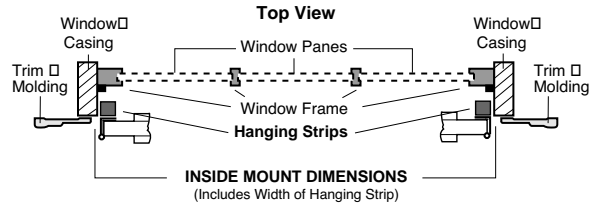


1. Locate the first flat area wide enough to mount the 3/4" hanging strip. Note: For shuttersets mounted on window molding, molding must have a flat area of at least 1/2".
2. Measure the width in 2 places: top and bottom.
3. Measure the height in 2 places: left and right.
4. If no molding, or if mounting on the wall beyond the molding, add 3/4" overlap on each side to the opening.

**Note:** Remember to measure and remeasure to verify your numbers before selecting your shutterset.

## WINDOW MEASUREMENTS INSIDE CASING

(Some trimming may be required)

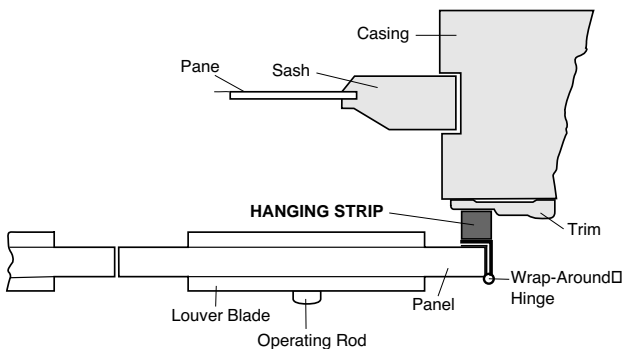


1. Check the depth of the opening. A depth of 1-1/4" is needed to mount 1-1/4" louver shutters.
2. Check squareness by measuring diagonally. **If the measurements differ by more than 1/4", we suggest using an outside mount.**
3. Measure the width in 3 places: top, center, and bottom.
4. Measure the height in 3 places: left, center and right.
5. Use the smallest measurements.

**Note:** Remember to measure and remeasure to verify your numbers before selecting your shutterset.

## OUTSIDE MOUNT INSTALLATION

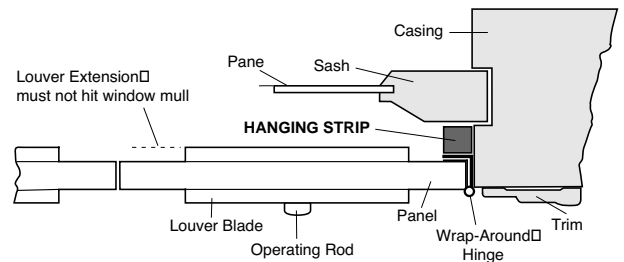
(No trimming required)



Hanging strip may be mounted to window trim molding or directly to the wall outside the molding.

## INSIDE MOUNT INSTALLATION

(Some trimming may be required)





# HOW TO GET A CUSTOM FIT

## MEASURING GUIDE FOR EASY-FIT SHUTTERSETS

### Measurement Worksheet

(COPY FOR ADDITIONAL WINDOWS)

#### WINDOW 1

W/Top \_\_\_\_\_

W/Center \_\_\_\_\_

W/Bottom \_\_\_\_\_

H/Left \_\_\_\_\_

H/Center \_\_\_\_\_

H/Right \_\_\_\_\_

#### WINDOW 2

W/Top \_\_\_\_\_

W/Center \_\_\_\_\_

W/Bottom \_\_\_\_\_

H/Left \_\_\_\_\_

H/Center \_\_\_\_\_

H/Right \_\_\_\_\_

#### WINDOW 3

W/Top \_\_\_\_\_

W/Center \_\_\_\_\_

W/Bottom \_\_\_\_\_

H/Left \_\_\_\_\_

H/Center \_\_\_\_\_

H/Right \_\_\_\_\_

#### WINDOW 4

W/Top \_\_\_\_\_

W/Center \_\_\_\_\_

W/Bottom \_\_\_\_\_

H/Left \_\_\_\_\_

H/Center \_\_\_\_\_

H/Right \_\_\_\_\_



**Southern Shutter Products  
Are Proudly Distributed By:**

